




GEELY

GEELY COOLRAY

All you desire in a car





A New Standard for Global Compact SUVs

Geely's first compact SUV on the globally leading BMA architecture set a new standard in configurations and technology for global compact SUVs with its young, fashionable, intelligent, and sports genes.

Designed by a young global team, the Coolray's design is based on Geely's latest "Accelerating through Time" aesthetics and is made to match the self-confident personalities of the young and fashionable.





Innovative design makes the front grille look like ripples which constitutes a fluid and dynamic profile.



Smart and environmentally-friendly cockpit

Environmentally friendly materials for interior trim, and smart PM2.5 filter system, all contribute to clean and fresh air for all passengers.



LED headlights including daytime running light



360° Camera /10.25" LCD Screen



Panoramic Sunroof



Passive Start/One Button Start



1.5TD Engine and 7-Speed DCT

Acceleration 0-100 km/h: 7.9s
Fuel consumption per 100km: 6.4L
High performance provides excellent driving dynamics



Three driving modes Electrical Parking Brake (EPB) system Auto Hold system

Switch among NORMAL, ECO and SPORT modes with one button.



Paddle shift enables complete control over gearbox with hands on the steering wheel



Electric shift lever

High tech, easy to operate, one-button Park, and other smart driving functions



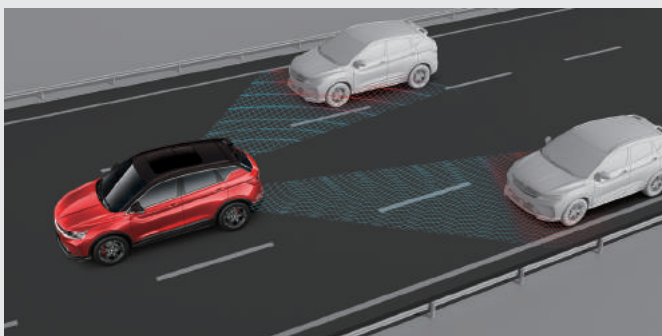
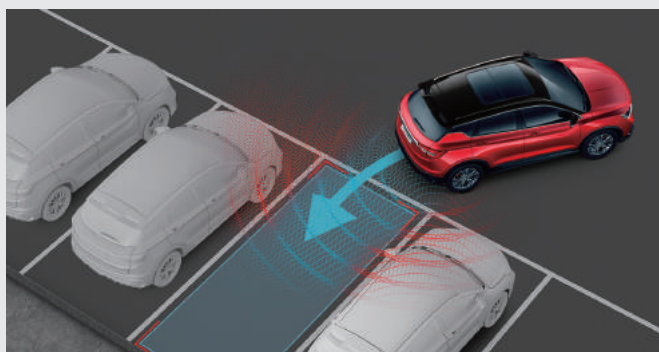
7-inch LCD dash board

Displays a wide range of driving information and supports interaction with multimedia display. Comes in three themes, making sure all important information displayed clearly.



Automated Parking Assist (APA) system

Automatic search for parking space, one-touch automatic parking, and automated braking when obstacles detected. All you need is to push one button, no matter how tricky the parking space is.



Blind Spot Detection (BSD) system

Real-time detection of blind spot at rear side of the car, timely reminder of cars coming from blind spot.

GEELY COOLRAY

All you desire in a car



High-Strength Energy-Absorbing Five-Star Safety Body

- The strongest steel of 1500Mpa
- 20% of used steel is hot-formed
- 70% is high resistance steel
- Collapse buffer design

Full Option



Standard Option



GEELY COOLRAY

BASIC PARAMETERS	COOLRAY 1.5TD + 7DCT
Length* width*height(mm*mm*mm)	4330x1800x1609
Wheelbase(mm)	2600
Minimum ground clearance (mm)	196
Kerb Weight (kg)	1340
Trunk capacity (L)	330
Fuel tank capacity (L)	45
Engine Displacement (cc)	1477
Maxium power (hp@rpm)	177 hp/5500
Maxium torque (Nm@rpm)	255Nm at 1500-4000 rpm
Emission standard	EURO V
Transmission Type	7DCT
Number of gears	7
Type of drive	FWD
Suspension (front / rear)	Macpherson independent/ Half independent-Torsion Beam
Power Steering type	EPS
Braking (Front/Rear)	Disc/Disc
Combined fuel consumption (Km/L)	17.8
Maximum speed (km/h)	195
Acceleration time 0-100km/h (s)	7.9

Disclaimer : The configuration and colour listed above may change according to each dealer store. All rights reserved by Geely International Corporation or Geely authorised local partner.



360°
Panoramic Image



Remote Control
Key start or stop



EPB
AutoHold



7.9S
100Km/h Acceleration



APA
Auto Parking Assist



BSD
Blind Spot Detection



شركة الوعلان للتجارة
WALLAN TRADING COMPANY



920000525



geelyksa.com



@geelyautosaudi